



Parker Push-Lok® Hose and Fittings

Bulletin 4281-B1-US
February 2003



The World Standard

The Benefits of Parker Push-Lok®

Premium products and leak-free solutions are what you'll get with every Parker Push-Lok hose and fitting system. With the most complete line of high-quality, low-pressure hose and fittings, Push-Lok is the answer to all your instrumentation needs.

Offering easy assembly and organization

The Push-Lok system is easy to use. No clamps or special tools are required during installation. And with Parker's exclusive color-code system, you can inventory, maintain and identify your hose needs easily and efficiently.

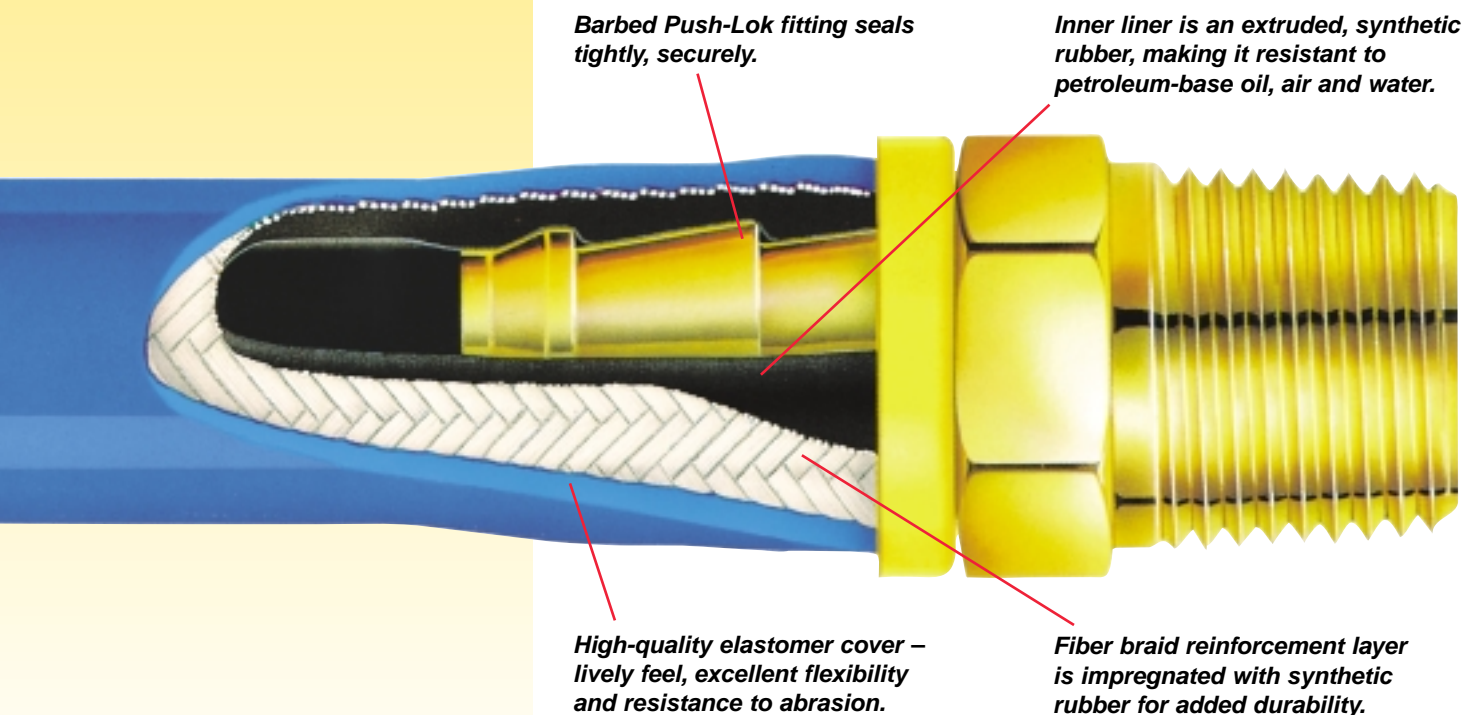
Providing exceptional value

Parker Push-Lok assemblies can be made in seconds, saving valuable time and money. What's more, Push-Lok fittings are

reusable. Just replace the hose at the job site without any special tools or clamps.

Meeting all your special needs

Helping you maintain a clean environment on the job is another important reason to use Parker's Push-Lok system. Its unique seal ensures reliability and durability for clean-environment use.



Advantages of the Push-Lok Color Coding System

Easier, faster line identification

In applications where a number of hose lines carry different media, Push-Lok colors reduce timely “tracing” of lines, preventing disconnection of the wrong line and unnecessary, costly downtime.

More efficient, preventive maintenance

Using color-coded Push-Lok hose is an excellent way to keep track of scheduled replacement of low-pressure hose in your operations. Just assign a different color hose to each replacement period and eliminate the possibility of missing lines scheduled for replacement.

Enhance your products’ appearance


For equipment manufacturers and their customers, using Push-Lok color hoses can vastly improve the visual and functional appeal of work equipment, on-line systems and the overall facility.

Create efficient inventory control


Assign a Push-Lok color to each department for its maintenance requirements. The color system helps assure that hoses are routed to their correct areas, resulting in better control over hose inventories.

Help identify industrial drop lines


Use Push-Lok colors to identify drop line length and diameter for faster and easier replacement. When replacing by color, the right size and length are automatically set.



Assembly is easy



1. Cut hose cleanly and squarely with a sharp knife or a Parker Push-Lok cut-off tool.




2. Lubricate the Push-Lok fitting and/or hose I.D. with a light oil or soapy water only. Do not use heavy oil or grease.


3. Insert fitting into hose until the barb is in the hose.

4. Place end fitting against a flat object (bench or wall). Grip hose approximately one inch from end and push with steady force until the end of the hose bottoms on the fitting and is covered by the yellow plastic cap.

Disassembles fast



1. Leave fitting in place and cut hose lengthwise from the yellow cap approximately one inch. **IMPORTANT:** Be careful not to nick barbs when cutting hose.



2. Grip hose and give a sharp downward tug to disengage the fitting.

Caution: Push-Lok fittings will properly grip Push-Lok hose only when pushed all the way in with the cut end of the hose completely concealed by the yellow plastic cap.

Sealing integrity may be damaged by using exterior clamps.

Parker Push-Lok Hose



801 Color-Coded Hose

Made of the highest-quality elastomeric compounds for a lively feel, excellent flexibility and long-lasting service on the job.

# Part Number	I.D.		O.D.		Working Pressure			Burst Pressure			Minimum Bend Radius		Weight		Hg	
	inch	mm	inch	mm	psi	MPa	Bar	psi	MPa	Bar	inch	mm	lbs/ft	kg/m	inches of Hg	kPa (abs)
801-4	1/4	6,3	0.50	12,7	250	1,7	17	1000	6,8	68	2-1/2	65	0.09	0,13	28	6
801-6	3/8	10	0.63	15,9	250	1,7	17	1000	6,8	68	3	75	0.11	0,16	28	6
801-8	1/2	12,5	0.78	19,8	250	1,7	17	1000	6,8	68	5	125	0.18	0,27	28	6
801-10	5/8	16	0.91	23	250	1,7	17	1000	6,8	68	6	150	0.19	0,28	15	50
801-12	3/4	19	1.03	26,2	250	1,7	17	1000	6,8	68	7	180	0.24	0,36	15	50
801-16	1	25	1.28	32,6	175	1,2	12	700	4,8	48	10	250	0.37	0,55	15	50

Construction:

Synthetic rubber tube; one textile braid reinforcement; MSHA accepted synthetic rubber cover. Furnished in gray, red, yellow, blue, green or black.

Application and Temperature Range:

Widely used for shop air systems and general industrial, maintenance and automotive applications.

Low-pressure service hose for use with:

- Petroleum-based hydraulic fluids and lubricating oils within a temperature range of -40°F to +212°F (-40°C to +100°C).

Color Codes:



Example: 801-8-RED is 1/2" 801 Red hose. If no color is specified, 801 Gray will be supplied.

Fittings: Push-Lok 82 Series.

- Water, water/oil emulsion, and water/glycol hydraulic fluids up to +185°F (+85°C).

- Air within a temperature range of -40°F to 158°F (-40°C to +70°C).

831 Heavy-Duty Hose

Produced to handle higher-pressure jobs with ease and dependability.

# Part Number	I.D.		O.D.		Working Pressure			Burst Pressure			Minimum Bend Radius		Weight		Hg	
	inch	mm	inch	mm	psi	MPa	Bar	psi	MPa	Bar	inch	mm	lbs/ft	kg/m	inches of Hg	kPa (abs)
831-4	1/4	6,3	0.50	12,7	350	2,4	24	1400	9,7	97	2-1/2	65	0.09	0,13	28	6
831-6	3/8	10	0.63	16	300	2,0	20	1200	8,3	83	3	75	0.11	0,16	28	6
831-8	1/2	12,5	0.78	20	300	2,0	20	1200	8,3	83	5	125	0.18	0,27	28	6
831-10	5/8	16	0.91	23	300	2,0	20	1200	8,3	83	6	150	0.19	0,28	15	50
831-12	3/4	19	1.03	26	300	2,0	20	1200	8,3	83	7	180	0.24	0,36	15	50

Construction:

Synthetic rubber tube; one textile braid reinforcement; MSHA accepted synthetic rubber cover. Furnished in red, blue, green, or black.

Application and Temperature Range:

Widely used for shop air systems and general industrial, maintenance and automotive applications.

Low-pressure service hose for use with:

- Petroleum-based hydraulic fluids and lubricating oils within a temperature range of -40°F to +212°F (-40°C to +100°C).

Color Codes:




Example: 831-8-BLU is 1/2" 831 Blue hose. If no color is specified, 831 Black will be supplied.

Fittings: Push-Lok 82 Series.

- Water, water/oil emulsion, and water/glycol hydraulic fluids up to +185°F (+85°C).

- Air within a temperature range of -40°F to 158°F (-40°C to +70°C).



801 Color-Coded Hose

831 Heavy-Duty Hose

836 Hi-Temp, Heat-Resistant Hose

836 Hi-Temp, Heat-Resistant Hose

Ideal for high-temperature applications.

# Part Number	I.D.		O.D.		Working Pressure			Burst Pressure			Minimum Bend Radius		Weight		Hg	
	inch	mm	inch	mm	psi	MPa	Bar	psi	MPa	Bar	inch	mm	lbs/ft	kg/m	inches of Hg	kPa (abs)
836-4	1/4	6,3	0.50	12,7	250	1,7	17	1000	6,8	68	2-1/2	65	0.09	0,13	28	6
836-6	3/8	10	0.63	15,9	250	1,7	17	1000	6,8	68	3	75	0.11	0,16	28	6
836-8	1/2	12,5	0.78	19,8	250	1,7	17	1000	6,8	68	5	125	0.18	0,27	28	6
836-10	5/8	16	0.91	23	250	1,7	17	1000	6,8	68	6	150	0.19	0,28	15	50

Color Codes:

BLU

Fittings: Push-Lok 82 Series.

Construction:

PKR® elastomer tube; one textile braid reinforcement; MSHA accepted blue synthetic rubber cover with embossed layline.

Application and Temperature Range:

High-temperature service hose for use with:

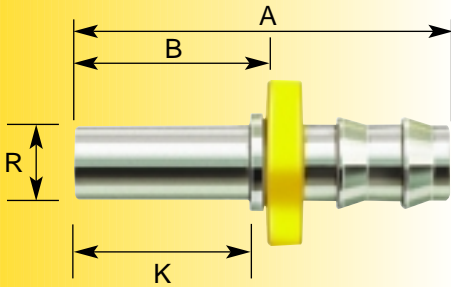
- Petroleum based hydraulic fluids and lubricating oils within a temperature range of -55°F to +302°F (-48°C to +150°C).

- Water, water/oil emulsion, water/glycol, and hydraulic fluids up to +185°F (+85°C).
- Air within a temperature range of -40°F to +158°F (-40°C to +70°C).

Note: Push-Lok hose is recommended for vacuum applications but not for cooling lines in air conditioners and heat pumps, or for hydraulic applications where extreme pulsations are encountered. Push-Lok is not recommended for any fuel.

Push-Lok Fittings

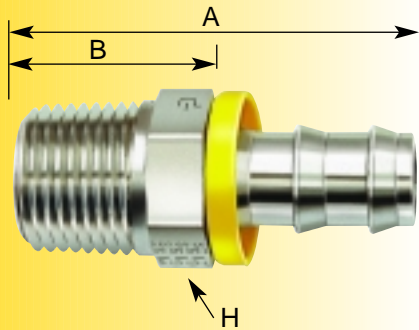
33482 Parker Tube Adapter



# ICD Part Number	# HPD Part Number	Tube Size R	I.D.	A		K		Cut-Off Allowance B	
				inch	mm	inch	mm	inch	mm
	33482-3-4B	3/16	1/4	1.63	41	0.75	19	0.88	22
4-4 P2TA	33482-4-4B	1/4	1/4	1.89	48	1.02	26	1.14	29
	33482-4-4C	1/4	1/4	1.89	48	1.02	26	1.14	29
	33482-5-4B	5/16	1/4	1.93	49	1.08	27	1.18	30
6-6 P2TA	33482-6-6C	3/8	3/8	2.23	57	1.22	31	1.33	34
	33482-8-8B	1/2	1/2	2.16	55	0.97	25	1.11	28
8-8 P2TA	33482-8-8C	1/2	1/2	2.16	55	0.97	25	1.11	28
	33482-10-10B	5/8	5/8	2.62	67	1.00	25	1.17	30
	33482-12-12B*	3/4	3/4	2.62	67	1.00	25	1.17	30

*Non standard

30182 Male NPTF



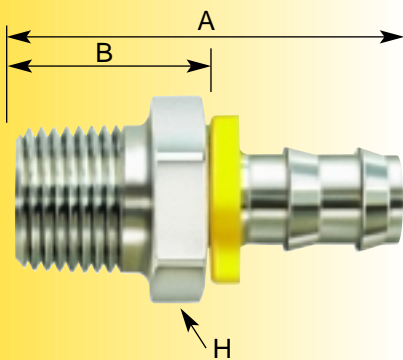
# Part Number	Thread	I.D.	A		H	Cut-Off Allowance B	
			inch	mm		inch	mm
30182-2-4	1/8x27	1/4	1.39	35	7/16	0.64	16
30182-4-4	1/4x18	1/4	1.57	40	9/16	0.82	21
30182-4-6	1/4x18	3/8	1.78	45	9/16	0.88	22
30182-6-6	3/8x18	3/8	1.78	45	11/16	0.88	22
30182-6-8	3/8x18	1/2	1.93	49	11/16	0.88	22
30182-8-8	1/2x14	1/2	2.18	55	7/8	1.13	29
30182-8-10	1/2x14	5/8	2.58	66	7/8	1.13	29
30182-12-12	3/4x14	3/4	2.61	66	1-1/16	1.16	29
30182-16-16B	1x11-1/2	1	3.06	78	1-3/8	1.61	41

Available in Brass and 316 Stainless Steel.

Use "B" suffix for Brass and "C" suffix for 316 Stainless Steel after part number.

Examples: 30182-8-8B and 30182-8-8C.

39182 Male BSP Tapered

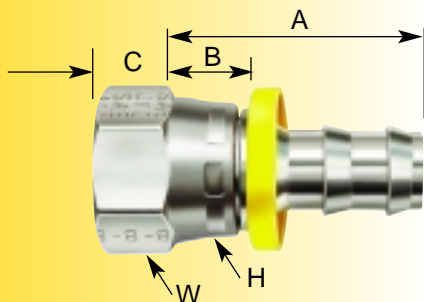


# Part Number	Thread	I.D.	A		H	Cut-Off Allowance B	
			inch	mm		inch	mm
39182-4-4B	1/4x19	1/4	1.65	42	14	0.83	21
39182-4-6B	1/4x19	3/8	1.83	46	19	0.94	24
39182-6-6B	3/8x19	3/8	1.89	48	19	0.98	25
39182-6-8B	3/8x19	1/2	1.93	49	19	0.98	25
39182-8-8B	1/2x14	1/2	2.20	56	22	1.10	28
39182-12-10B	3/4x14	5/8	2.64	67	27	1.14	29
39182-12-12B	3/4x14	3/4	2.72	69	27	1.22	31

Standard available in Brass.

Stainless Steel available upon request.

3JC82 Female Seal-Lok® Swivel-Straight-Short



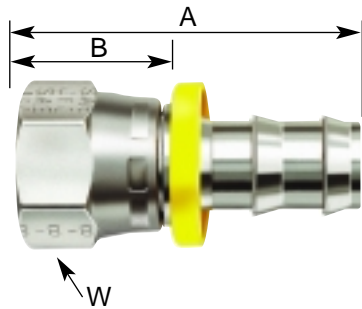
# Part Number	Thread	I.D.	A		H	W	Cut-Off Allowance B	
			inch	mm			inch	mm
3JC82-4-4	9/16x18	1/4	1.4	36	9/16	11/16	0.65	17
3JC82-6-6	11/16x16	3/8	1.59	40	11/16	13/16	0.69	18
3JC82-8-8	13/16x16	1/2	1.8	46	13/16	15/16	0.75	19
3JC82-12-12	1-3/16x12	3/4	2.63	67	1-1/8	1-3/8	1.18	30
3JC82-16-16B	1-7/16x12	1	2.61	66	1-3/8	1-5/8	1.16	29

Available in 316 Stainless Steel.

Use a "C" suffix for 316 Stainless Steel after part number.

Example: 3JC82-8-8C.

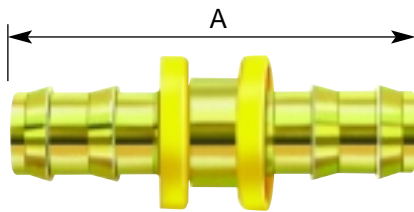
30682 Female JIC 37° Swivel



# Part Number	Thread	I.D.	A		H	Cut-Off Allowance B	
			inch	mm		inch	mm
30682-4-4	7/16x20	1/4	1.52	39	9/16	0.77	20
30682-6-6	9/16x18	3/8	1.75	44	11/16	0.85	22
30682-8-8	3/4x16	1/2	2.02	51	7/8	0.97	25
30682-10-10	7/8x14	5/8	2.54	65	1	1.09	28
30682-12-12	1-1/16x12	3/4	2.65	67	1-1/14	1.20	30
30682-16-16B	1-5/16x12	1	2.77	70	1-3/8	1.32	34

Available in Brass and 316 Stainless Steel.
Use "B" suffix for Brass and "C" suffix for 316 Stainless Steel after part number.
Examples: 30682-8-8B and 30682-8-8C.

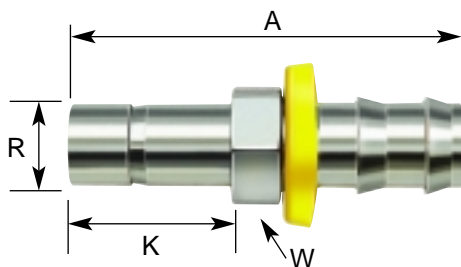
38282 Union



# Part Number	I.D.	A	
		inch	mm
38282-4-4B	1/4	1.80	46
38282-6-6B	3/8	2.15	55
38282-8-8B	1/2	2.51	64
38282-10-10B	5/8	3.31	84
38282-12-12B	3/4	3.31	84
38282-16-16	1	3.31	84

Consult factory for non-standard material orders.

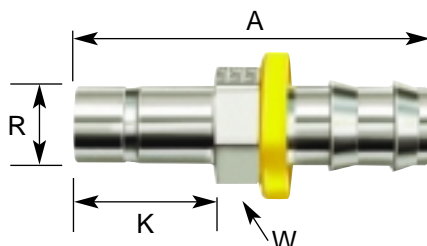
Push-Lok to CPI™ P2T2



# ICD Part Number	# HPD Part Number	INCHES				
		Tube Size R	Hose Size	A	K	W Hex
4-4 P2T2	3T282-4-4	1/4	-4	1.77	.72	7/16
6-6 P2T2	3T282-6-6	3/8	-6	1.98	.78	9/16
8-8 P2T2	3T282-8-8	1/2	-8	2.42	1.03	11/16

To order assembled with nut and ferrule, add Z6 to part number.
Example: 4-4 P2T2Z6

Push-Lok to A-LOK® P2TU



# ICD Part Number	# HPD Part Number	INCHES				
		Tube Size R	Hose Size	A	K	W Hex
4-4 P2TU	3TU82-4-4	1/4	-4	1.77	.72	7/16
6-6 P2TU	3TU82-6-6	3/8	-6	1.98	.78	9/16
8-8 P2TU	3TU82-8-8	1/2	-8	2.42	1.03	11/16

To order assembled with nut and ferrule, add Z6 to part number.
Example: 4-4 P2TUZ6

Push-Lok Hose Cutters

Use Parker Push-Lok hose cutters to ensure quick and easy cutting. They are designed for use on all Push-Lok hose sizes and non-wire hose up to 1-1/8" O.D.

TH11-1 Hose Cutter

Designed to squarely cut Push-Lok hose 1/4" I.D. through 3/4" I.D.



881540 Hose Cutter with Toggle

This unique tool combines a hose cutter with a toggle action that presses the fitting into the hose, making every job easier, whether you are making one assembly or a hundred. It is designed to handle Push-Lok hose from 1/4" through 3/4".

Overall length: 16"

Weight: approximately 4 pounds



Parker Instrumentation worldwide locations:

Africa (27) 11 9610700
Argentina (54) 3327 444129
Australia (61) (2) 9634 7777
Azerbaijan (99 412) 983 966
Brazil (55) (12) 354 5304
Canada (905) 945 2274
China (86) (21) 6445 9339
Finland (358) 9 47673200
France (33) 141 115390
Germany (49) 2131 40610

Hong Kong (852) 2260 8289
India (91) 22 55907081
Italy (39) (2) 451921
Japan (81) (3) 6408 3900
Korea (82) 55 3890100
Latin/Caribbean Countries
(305) 470 8800
Mexico (52) (722) 272 22 22
Norway (47) (64) 91100
Portugal (351) 229997360

Russia (7) 095 2340054
Singapore (65) 6887 6300
Spain (34) 916757300
Sweden (46) 8 59795120
Taiwan (886) (2) 2298 8987
Thailand (662) 717 8140
United Arab Emirates
(971) (2) 67888587
United Kingdom (44) 1271 313131
Venezuela (58) 212 2385 422

WARNING

Failure or improper selection or improper use of hose, tubing, fittings, assemblies or related accessories ("Products") can cause death, personal injury and property damage. Possible consequences of failure or improper selection or improper use of these Products include but are not limited to:

- Fittings thrown off at high speed
- High velocity fluid discharge
- Explosion or burning of the conveyed fluid
- Electrocutation from high voltage electric power lines
- Contact with suddenly moving or falling objects that are controlled by the conveyed fluid
- Injections by high-pressure fluid discharge
- Dangerously whipping Hose
- Contact with conveyed fluids that may be hot, cold, toxic or otherwise injurious
- Sparking or explosion caused by static electricity buildup or other sources of electricity
- Sparking or explosion while spraying paint or flammable liquids
- Injuries resulting from inhalation, ingestion or exposure to fluids

Before selecting or using any of these Products, it is important that you read and follow Parker Safety Guide for Selecting and Using Hose, Tubing, Fittings and Related Accessories (Parker Publication No. 4400-B.1- Revised May, 2002). Only Hose from Parker's Stratoflex Products Division is approved for in flight aerospace applications, and no other Hose can be used for such in flight applications.



Parker Hannifin Corporation
Hose Products Division
30240 Lakeland Boulevard
Wickliffe, Ohio 44092 USA
Phone: (440) 943-5700 • Fax: (440) 943-3129
www.parkerhose.com